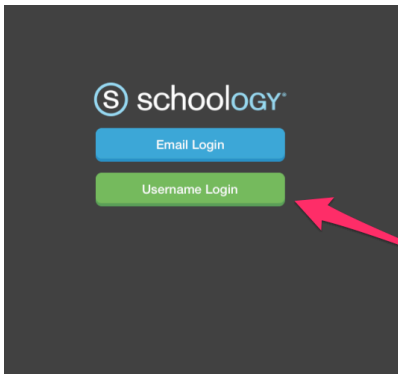


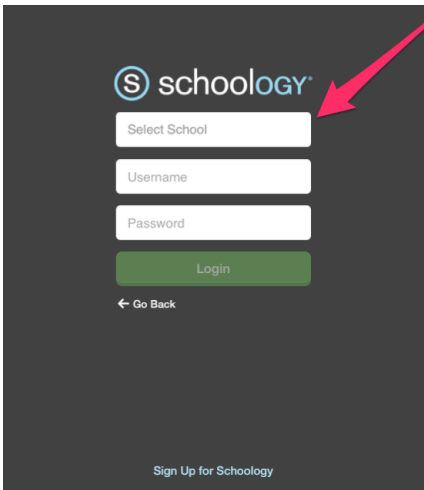


# How to Login to Schoolology from a Mobile Device:

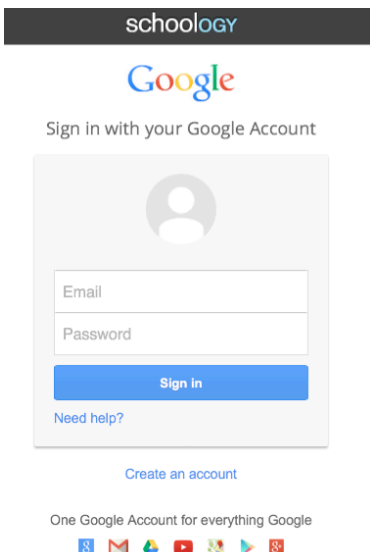
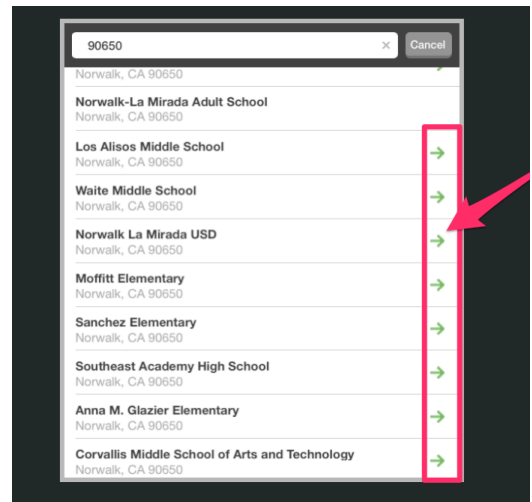
Open the Schoolology App once it is loaded on your device



From the main screen, choose Username Login:



Enter Your School Name or 90650 and choose your school (look for the green arrow):



You will then be redirected to our Single Sign On page where you can enter your standard Norwalk Student Google Account.

# Student Login

User Name

First Name	Last initial	Last 4 digits of student ID #	@student.nlmusd.org
------------	--------------	-------------------------------	---------------------

Example:

JoseC2556@student.nlmusd.org

Password:

Firstlast initialcomplete birthdate

First Initial	Last initial	Complete birthdate MMDDYYYY
---------------	--------------	--------------------------------

Example

Jc02051999

Student Schoology Log in Information

**User Name:**

+  +  @student.nlmusd.org

First Name                      Last initial                      Last 4 digits ID

**Password:**

+  +

First Initial                      Last Name Initial                      Full birthdate (MMDDYYYY)

---

Student Schoology Log in Information

**User Name:**

+  +  @student.nlmusd.org

First Name                      Last initial                      Last 4 digits ID

**Password:**

+  +

First Initial                      Last Name Initial                      Full birthdate (MMDDYYYY)

---

Student Schoology Log in Information

**User Name:**

+  +  @student.nlmusd.org

First Name                      Last initial                      Last 4 digits ID

**Password:**

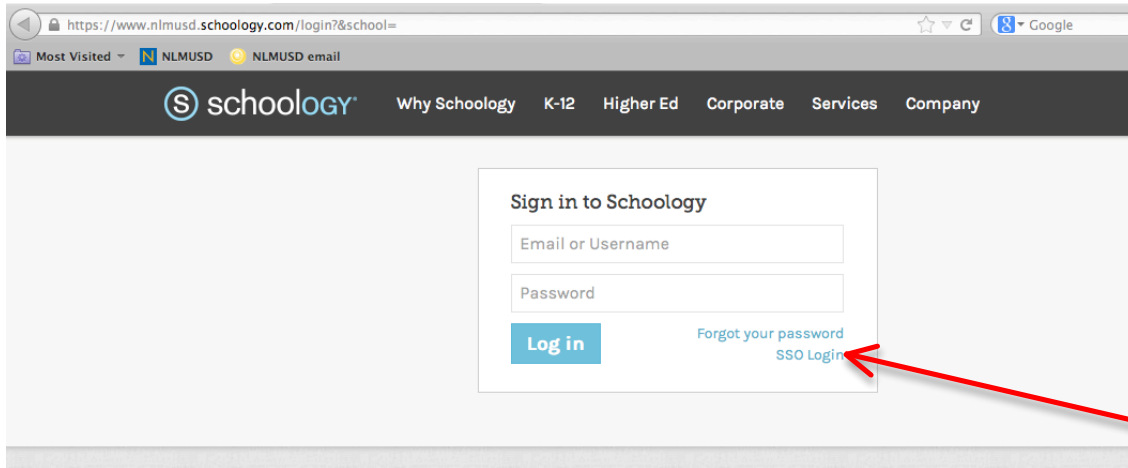
+  +

First Initial                      Last Name Initial                      Full birthdate (MMDDYYYY)

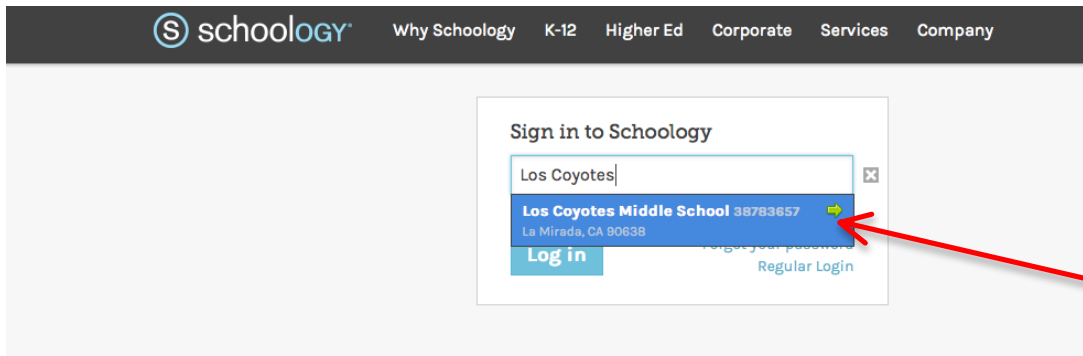
# Logging in Using the Web

## (Not advised on a mobile device)

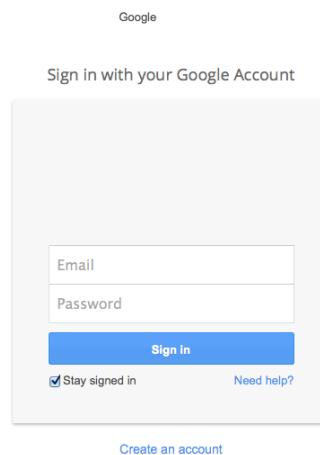
1. Go to [nlmusd.schoology.com](https://www.nlmusd.schoology.com) Choose “SSO” login



2. Use “90650” or Enter Your School Name (look for the green arrow)

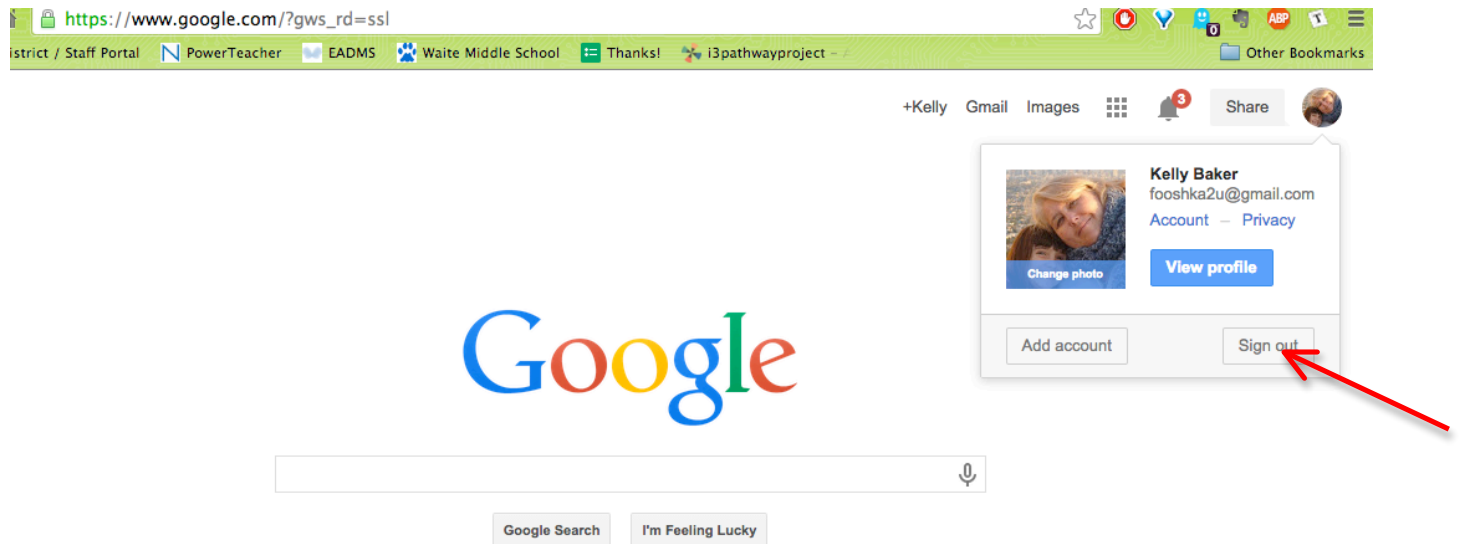


This will take you to Google Log in. Use your Google Account SSO



# If you have problems:

Make sure that no one else is signed into Google on that computer by going to google and logging the user out



Or you can change it on this screen and add account

